

International / NRI User Registration

- International / NRI user with Residence Country other than India have to pay registration fees Rs 100 + GST
- Valid mobile number and valid email id are mandatory to register International/NRI.
- Please click on sign up link on home page of <https://www.irctc.co.in>

Indian Railway Catering and Tourism Corporation Limited
A Government of India Enterprise

Centre For Railway Information Systems
An organization of the Ministry of Railways, Govt. of India

Home Contact Us

Book Meal Tourism Flights Co-Branded Cards Alerts & Updates More Lucky Draw Counter Ticket Cancellation

Launch Use Bharat Interface for Money (BHIM) app for digital payments on IRCTC by Download Air & Tourism App

Individual Registration

*** mandatory.**
GARBAGE/JUNK VALUES IN PROFILE MAY LEAD TO DEACTIVATION
Please use a valid E-Mail ID and mobile number in registration.

User ID* [Check Availability](#)

Password* Between 3 to 10 character Only letter, number and underscore are allowed.

Confirm Password* Min 8 character & Max 15 character. Password must contain at least one small & one capital alphabet and numeric digit.

If you forget your password, we will identify you with this information

Security Question* What is your pet name?

Security Answer*

Preferred Language* English

Occupation* Public

Marital Status* Married Unmarried

Personal Details

First Name*

Middle Name (Optional)

Last Name*

Register with Aadhaar details Register without Aadhaar details

Gender* Male Female

Date Of Birth* 01 JAN 1989

Residential Country* Albania

Email*

ISD-Mobile* International/NRI users with ISD code other than 91 have to pay Registration fees after successful registration i.e. on first login. Please note that the Registration fee for International/NRI users is Rs. 100 + GST.

Nationality* Albania

Residential Address

Flat/Door/Block No.*

Street/Lane (Optional)

Area/Locality (Optional)

Pin code*

State* (other)

City/Town* other

Post Office*

Phone*

Copy Residence to office Address Yes No

A A A A A refresh

AAAAA
Captcha letters are case sensitive and to be entered in Upper Case only

Type code shown

Subscription to IRCTC New letters/ Promotions/IRCTC SBI Card through email/ SMS

IRCTC Newsletters Yes No

Commercial Promotions Yes No

Please inform me about IRCTC SBI Card through phone* Yes No

I have read and agree with the Terms and Conditions.

Submit Registration Form>>>

VeriSign MasterCard SecureCode AMERICAN EXPRESS SafeKey VERIFIED BY VISA RuPay irctc.com Copyright © 2017 - www.irctc.co.in. All Rights Reserved. Designed and Hosted by CRIS. Compatible Browser

- After clicking on "Submit" button a pop up will appear as follow:

The screenshot shows the IRCTC user registration form. A pop-up dialog box titled "www.irctc.co.in says:" is displayed in the center. The dialog contains the following text:

You have opted for IRCTC Newsletters as "Yes"
 Commercial Promotions as "Yes" and IRCTC SBI Card as "No"
 If you want to change preferences
 Please click cancel otherwise click ok to proceed

The dialog has "OK" and "Cancel" buttons. The background form is partially visible, showing fields for personal details, residential address, and subscription preferences. A "5% cash back" banner is also present.

- If the entered email id and mobile number are correct click "OK" button to proceed further for registration. Edit functionality for mobile number is not allowed during mobile verification.

The screenshot shows the IRCTC user registration form. A pop-up dialog box titled "www.irctc.co.in says:" is displayed in the center. The dialog contains the following text:

Your email id anubhvkumar82@yahoo.com and mobile number 01-8285060595 will be verified on first login.
 Please ensure email id and mobile number are correct.
 If you are an international/NRI user with ISD code other than 91, you need to pay Registration fees after successful registration i.e. on first login. Press OK to continue or Cancel for Return

There is a checkbox labeled "Prevent this page from creating additional dialogs." and "OK" and "Cancel" buttons. The background form is partially visible, showing fields for personal details, residential address, and subscription preferences. A "5% cash back" banner is also present.

- Click on "I Agree Terms And Condition" button to accept the term and conditions of irctc.co.in

The screenshot shows the registration form on irctc.co.in. A modal dialog box titled "Term and condition of website" is open, displaying a list of terms and conditions including: Services Offered, Services NOT Offered, Terms and Conditions of Service, Alerts & Updates, Rules & Policies, Definitions, General, e-Tickets, Ticket Tickets, Premium Service Terms, Student Concession, Complaint Procedure, Your Obligations, Liability, Termination, Use of Tickets, Governing Law, Disclaimer, and Privacy Policy. Below the list are two buttons: "I Agree Term And Condition" and "Not Agree".

The background form includes fields for Personal Details (First Name, Middle Name, Last Name, Gender, Marital Status, Date of Birth, Occupation, Address, PAN Card, Country), Residential Address (Flat/Room No., Street/Lane, Area/Locality, PIN Code, State, City/Town, Post Office, Phone), and a checkbox for "I Agree Terms and Conditions". A "Submit Registration Form" button is at the bottom right.


The screenshot shows the IRCTC website header with the logo and navigation menu. The main content area displays a confirmation message:

Thank you.
You have been successfully registered .
Your user registration confirmation mail has been sent to your registered mail id
Please click here to login and activate your account

Note: International/NRI users with ISD code other than 91 have to pay Registration fees after successful registration i.e. on first login. Please note that the Registration fee for International/NRI users is Rs. 100 + GST.


The footer contains logos for VeriSign, MasterCard SecureCode, American Express SafeKey, Verified by Visa, RuPay, and irctc.com, along with the copyright notice: Copyright © 2017 - www.irctc.co.in. All Rights Reserved. Designed and Hosted by CRIS. Compatible Browser.

- After successful registration please login with user id and password to pay registration fees.



The screenshot shows the IRCTC website's payment interface. At the top, the header includes the Indian Railway Catering and Tourism Corporation Limited logo and name, and the Centre For Railway Information Systems (CRIS) logo. A navigation bar contains 'Home' and 'Contact Us' links. A welcome message for 'Anubhav Kumar' is visible. A red notice states: 'As you are an International/NRI user with ISD number other than 91, Registration fees to be paid before verification of email and mobile number. Please note that the Registration fee for International/NRI users is Rs.100 0+ GST. After successful payment, you need to verify your mobile number and email id to activate your IRCTC account, if not verified.' Below this is a 'Payment Option' section with a note: 'User can have a maximum of 5 Banks in their Preference list. User can manage their Bank Preferences under My Profile section.' There are two radio button options: 'Payment Gateway International' and 'ATOM PG (International Cards)'. A 'Make Payment' button is at the bottom right. The footer features logos for VeriSign, MasterCard, SafeKey, Verified by Visa, RuPay, and irctc.com, along with copyright information for 2017.

- After successful registration fees payment below screen will displaying



The screenshot shows a success message on the IRCTC website. The header and navigation bar are identical to the previous screenshot. The main content area displays the following text: 'You have done payment successfully for registration/mobile updation. Thank you for using www.irctc.co.in' and 'You have successfully logged out. [Click Here](#) to login'. The footer contains the same logos and copyright information as the previous screenshot.

- After successful payment, please login with user id and password to verify mobile & Email id.

Indian Railway Catering and Tourism Corporation Limited
A Government of India Enterprise

Centre For Railway Information Systems
(An organization of the Ministry of Railways, Govt. of India)

Welcome Anubhav Kumar

Home Contact Us

Mobile and Email Verification Process

Dear Customer! Your Mobile and Email Verification is not completed, kindly complete it in below to use the services

ISD-Mobile * 94 - 4321 Mobile Number Not Verified X

Verify Mobile No with OTP

Email * anurocks2011@gmail.com Email Id Not Verified X

Edit Email

Verify Email Id with OTP

VeriSign MasterCard SecureCode AMERICAN EXPRESS SafeKey VERIFIED by VISA RuPay irctc.com

Copyright © 2017 - www.irctc.co.in. All Rights Reserved
Designed and Hosted by CRIS
[Compatible Browser](#)

Enter the OTP received in registered Email id to validate email id

Indian Railway Catering and Tourism Corporation Limited
A Government of India Enterprise

Centre For Railway Information Systems
(An organization of the Ministry of Railways, Govt. of India)

Welcome Anubhav Kumar

Home Contact Us

Mobile and Email Verification Process

Dear Customer! Your Mobile and Email Verification is not completed, kindly complete it in below to use the services

ISD-Mobile * 94 - 4321 Mobile Number Not Verified X

Verify Mobile No with OTP

Email * anurocks2011@gmail.com Email Id Not Verified X

Edit Email

Verify Email Id with OTP

Email id Update OTP Confirmation email

Email ID: anurocks2011@gmail.com

Enter OTP received in Email ID: 275790

submit the OTP code

Close

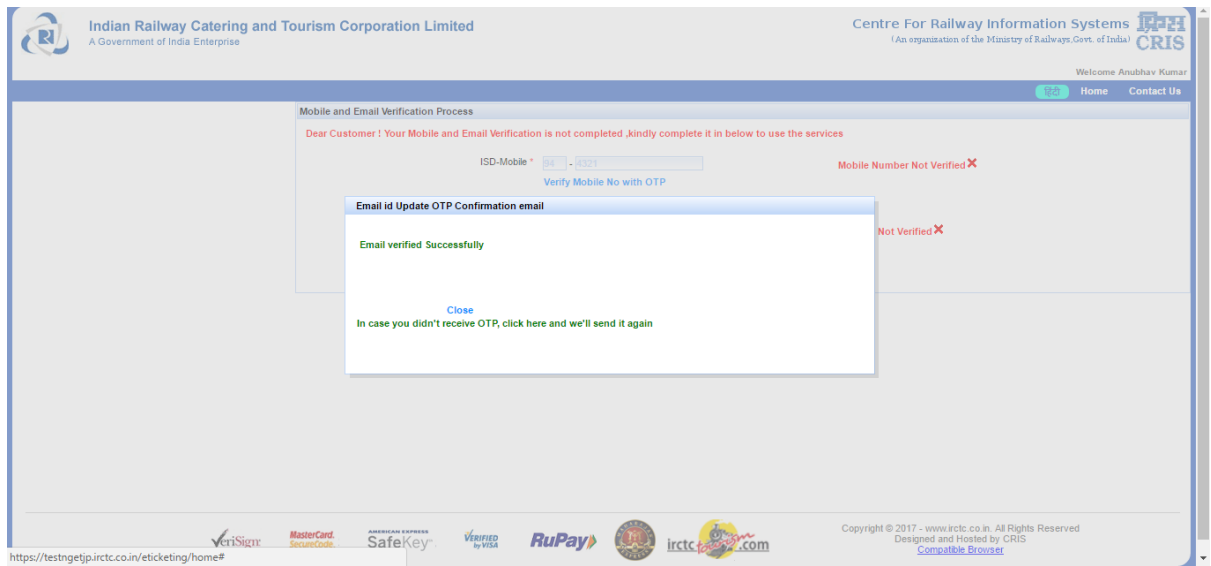
In case you didn't receive OTP, click here and we'll send it again

VeriSign MasterCard SecureCode AMERICAN EXPRESS SafeKey VERIFIED by VISA RuPay irctc.com


Copyright © 2017 - www.irctc.co.in. All Rights Reserved
Designed and Hosted by CRIS
[Compatible Browser](#)

https://testngtjpi.irctc.co.in/eticketing/home#

- The page appears as follows:(Email verified successfully)

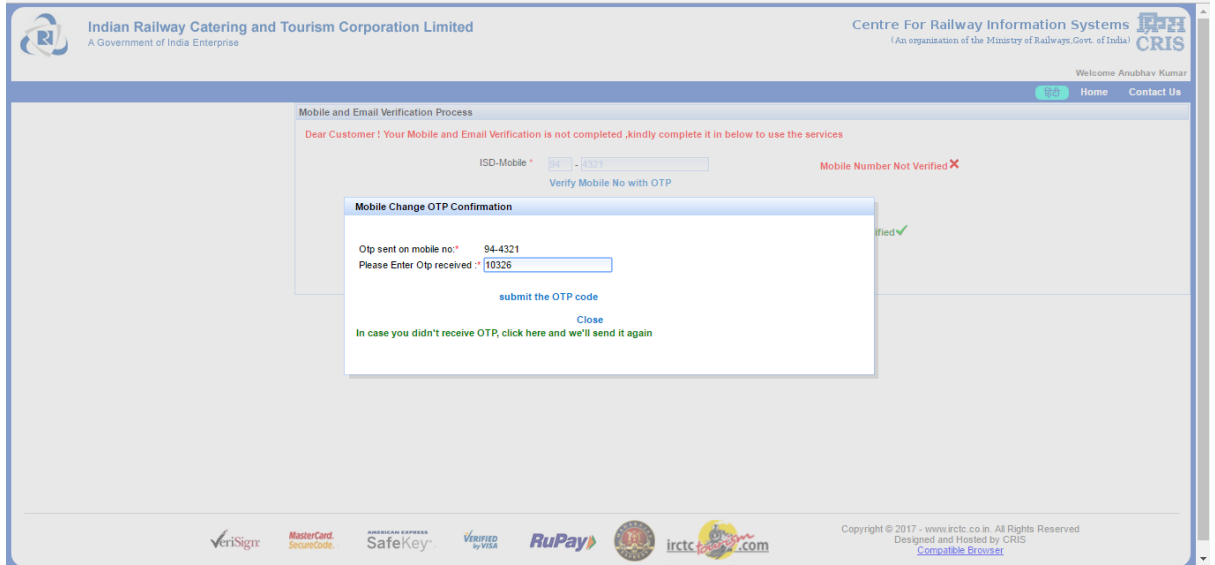


- Showing page as Email id verified




- Verification of mobile number by entering the verification code received on mobile.

- **Mobile number is not editable during Mobile and email verification process.**



- **Showing page as Mobile verified successfully.**



- After email and mobile OTP verification, message "your account has been verified click here for login" will displayed on the page.

The screenshot displays the IRCTC website interface. At the top left, the logo and name of the Indian Railway Catering and Tourism Corporation Limited are shown, along with the text "A Government of India Enterprise". On the top right, the Centre For Railway Information Systems (CRIS) logo and name are visible, along with the text "(An organization of the Ministry of Railways, Govt. of India)". A welcome message "Welcome Anubhav Kumar" is displayed in the top right corner. The main content area features a blue banner with the text "Your Account has been verified click here for login". The footer contains various logos including VeriSign, MasterCard, American Express, SafeKey, Verified by Visa, RuPay, and the IRCTC logo with the website address "irctc.com". Copyright information is provided at the bottom right: "Copyright © 2017 - www.irctc.co.in. All Rights Reserved. Designed and Hosted by CRIS. Compatible Browser".